

## INVERTER Auto Spotter ASI-12000T



### Computer program

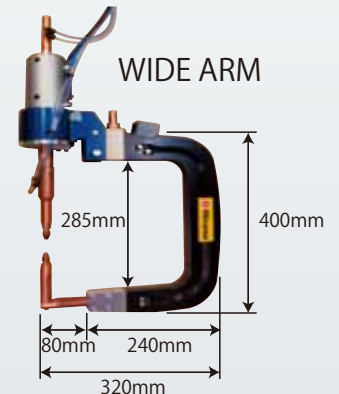


Fully Programmable Control Panel  
Easy to use  
Control Panel simplifies operation, and it is capable to store the data for weld time, weld power and slope up & down of power

### Optional Arms

320mm U arm  
450mm & 700mm U Arm  
& Wide Arm



400kg pressure Air Gun



### Specifications

Input Power : 200V/400V / 3 phases  
Rated Input Power (100%) : 65 KVA  
Rated Input Power (50%) : 22 KVA  
Inverter frequency : 2000 Hz  
Secondary Maximum Welding Current : 14000 ADC  
Secondary No Loading Power : 1V ~ 26V  
Dimension : 300 (W) x 500 (D) x 480mm (H) welder only  
Welder on the cabinet : 625 (W) x 860 (D) x 1370mm (H)  
Weight : 115 kgs (total)



TIRE HOUSE ARM



Water Cooled Single Side Spot Holder